

Shower friendly cast



OPENCAS^T


Instruction

OPENCAST is an ultimate shower-friendly, customizable fixation solution.

When heated, it can be formed into any anatomical shape at the hospital. Its features provide the patient and medical staff with unrivaled convenience and benefits.


BENEFITS

- + Shower & Swim
- + No Itchiness & No odor
- + Skin Monitoring
- + Breathable & Hygienic



01

Heat OPENCAST using the oven to make it moldable. (soft side facing up)



03

Connect the two moldable plates of OPENCAST using clamps.



05

Wrap with the transparent wrap, gently mold the shape, and let it cool down.



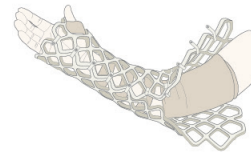
07

Check the final shape and for any patient inconveniences.



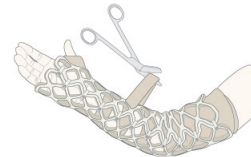
02

Put on stockinet of adequate thickness and width.



04

Mold OPENCAST around injured part and close the clamps.



06

Unwrap the transparent wrap and remove the stockinet through the openings.



08

For foot, cast shoes must be worn

openM inc.

413, Expo-ro, Yuseong-gu, Daejeon, Republic of Korea

sales@opencast.com www.opencast.com

v 3.2 June 2021